

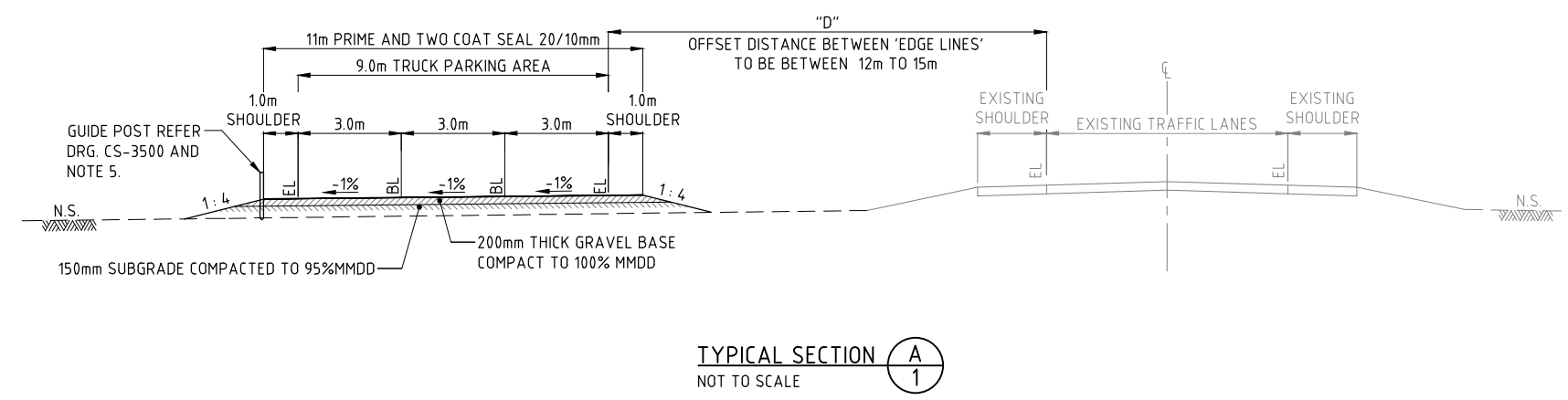
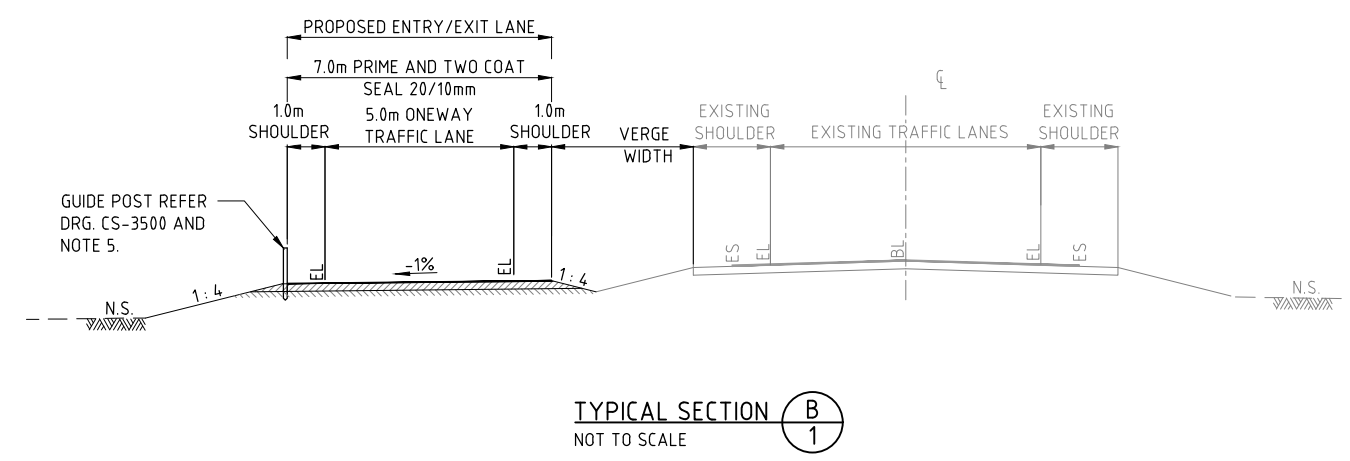
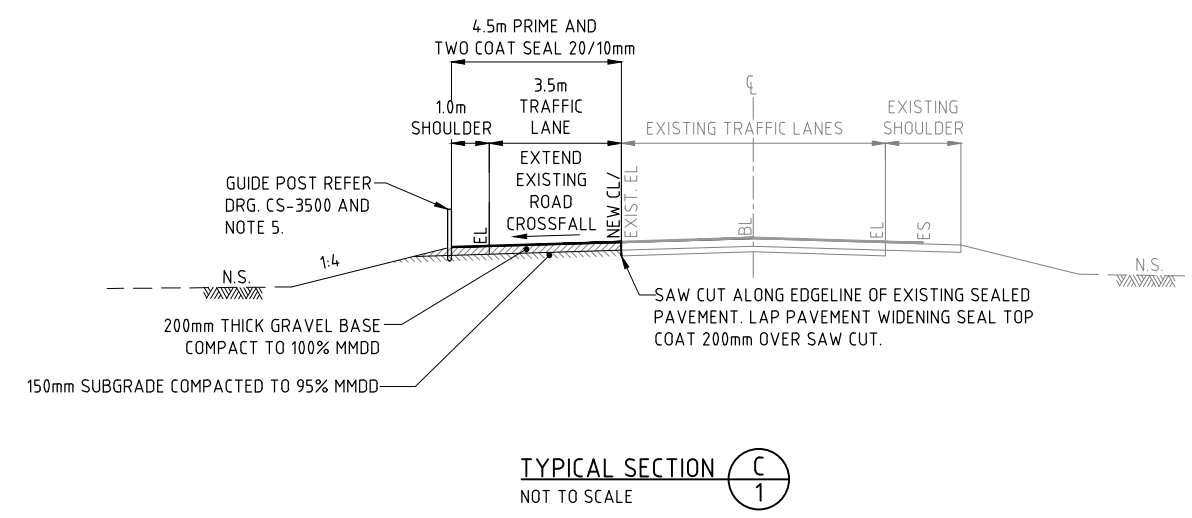
WEIGHING STATION CONCRETE PAD
NOT TO SCALE

NOTES:

1. CONCRETE STRENGTH = 32 MPa.
2. CONCRETE COVER TO REINFORCEMENT = 35mm TOP, 50mm BOTTOM.
3. ALL REINFORCEMENT TO AS 4671.
4. DO NOT SCALE DRAWING.
5. ALL DIMENSIONS ARE IN METRES UNLESS NOTED OTHERWISE.
6. THIS DRAWING TO BE READ IN CONJUNCTION WITH CS-3004.

CONSTRUCTION TOLERANCES:

1. LONGITUDINAL GRADIENT 11m BEFORE AND AFTER CENTERLINE: 0 - 2% (MAX DEVIATION 10mm IN 5.0m)
2. TRANSVERSE GRADIENT: 0 - 3%



No.	DESCRIPTION	DATE	NAME	DEPT/COMPANY
3	SIGN TABLE MOVED TO CS3004	JAN 2024	D.LLANO	DIPL
2	SHOULDER WIDTH CHANGED	OCT 2021	S.J.	EES/DIPL
1	PAVEMENT DETAILS UPGRADE	MAY 2021	S.S.	EES/DIPL
0	ISSUED AS A STANDARD DRAWING	MAY 2021	N.V.	EES/DIPL
AMENDMENTS				

WARNING

BEWARE OF UNDERGROUND SERVICES. THE LOCATIONS OF UNDERGROUND SERVICES ARE APPROXIMATE ONLY AND THEIR EXACT POSITION SHOULD BE PROVEN ON SITE. NO GUARANTEE IS GIVEN THAT ALL EXISTING SERVICES ARE SHOWN.

DRAWN N.VAJRATHORN	CHECKED S.HATZI
DATE MAY 2021	DATE MAY 2021
DESIGNED	CHECKED
DATE	DATE
DESIGN LEADER S.HATZI	DESIGN DIRECTOR
DATE MAY 2021	DATE



STANDARD DRAWINGS TYPICAL CROSS SECTIONS				
TRUCK PARKING BAY INCLUDING CONCRETE WEIGHING PAD SHEET 2 OF 2				
FILE No.	ASSET No.	SHEET No.	DRAWING No.	AMEND.
-	-	2 OF 2	CS3011	3
				SHEET SIZE A1