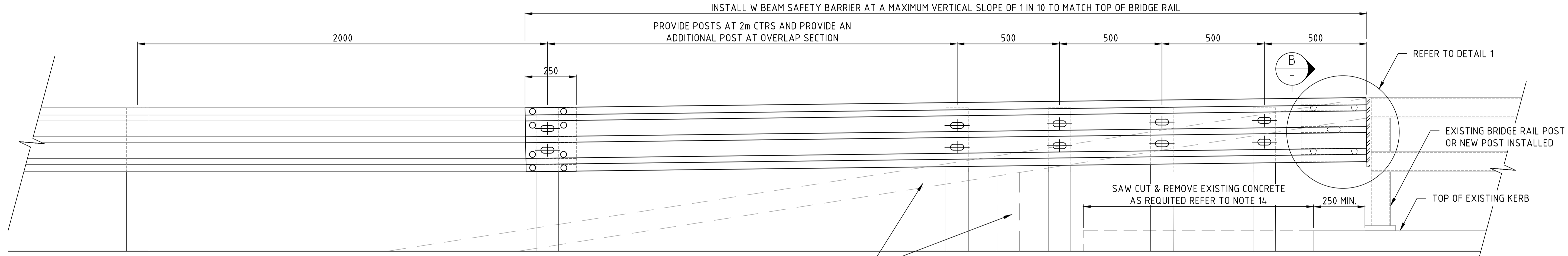
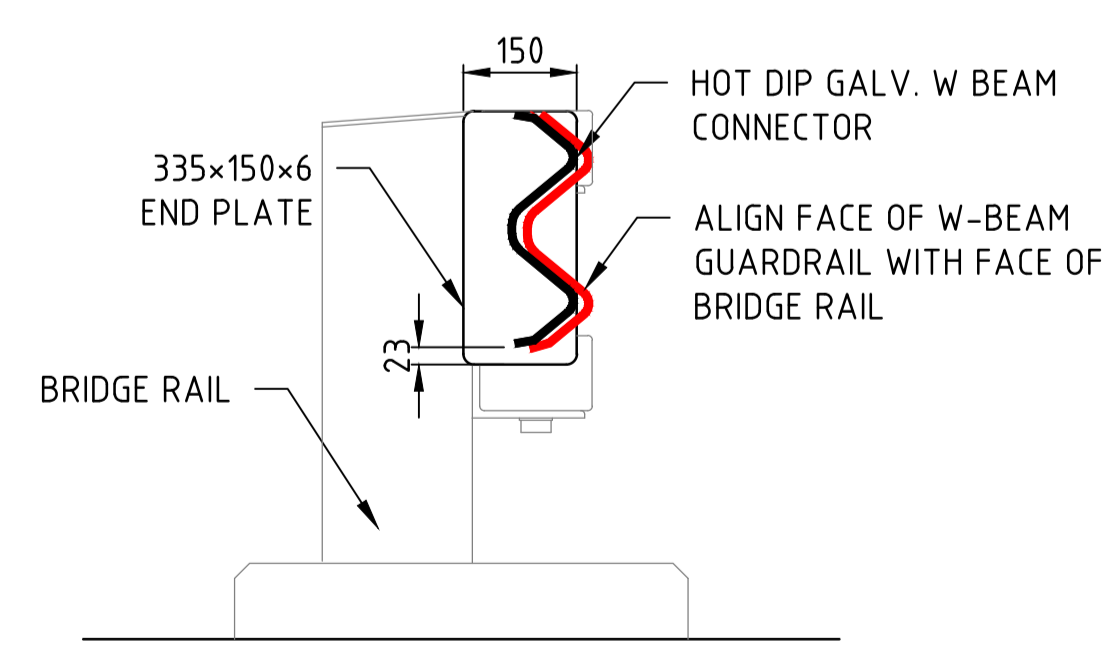


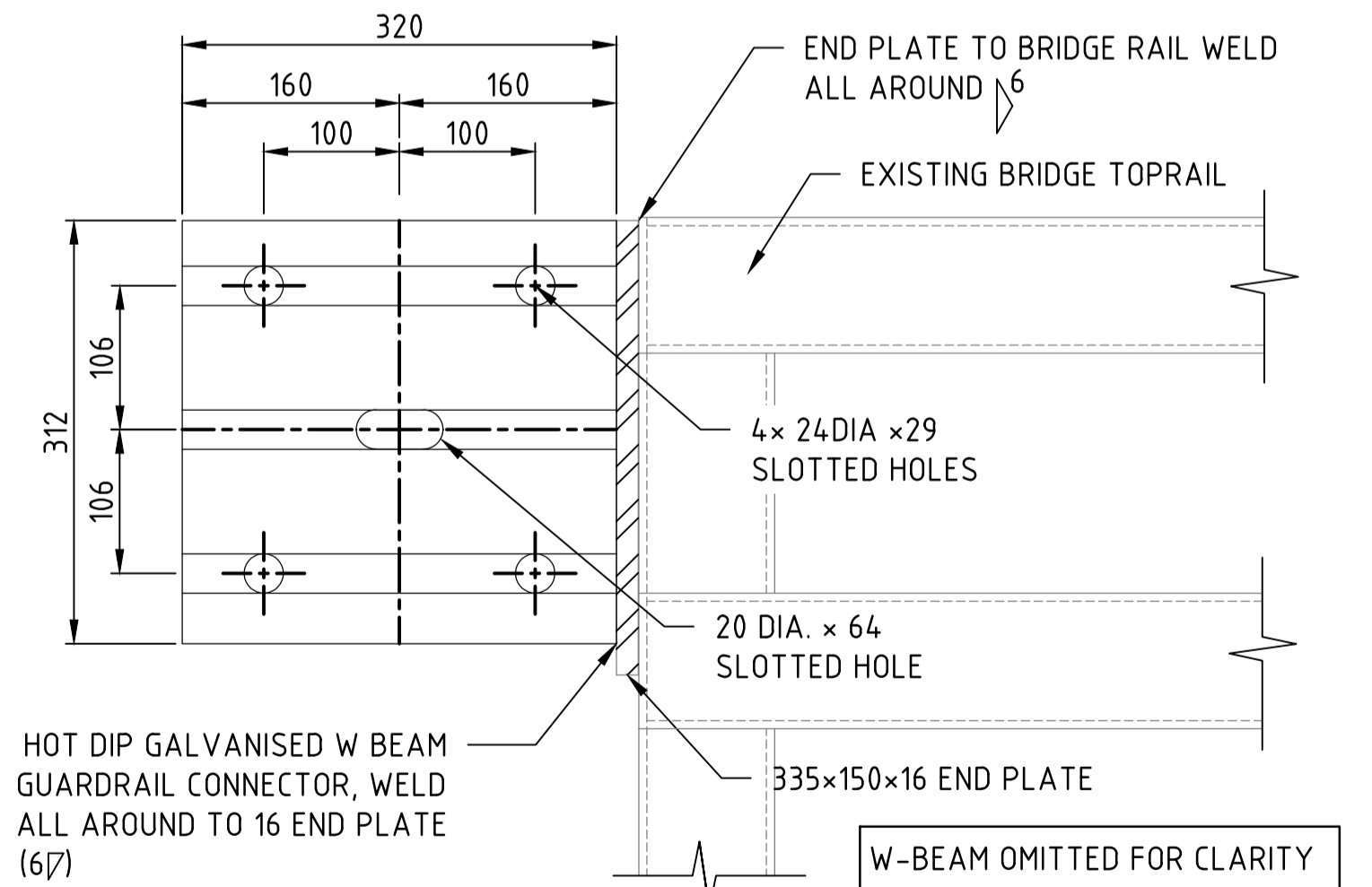
SITE PLAN
NTS



SECTION A
NOT TO SCALE



SECTION B
NOT TO SCALE



DETAIL 1
NOT TO SCALE

NOTES:

- REFER TO CS3200, FOR GUARDRAIL AND TERMINAL NOTES.
- ALL DIMENSIONS ARE IN MILLIMETRES UNLESS NOTED OTHERWISE (U.N.O.) CONTRACTOR SHALL CONFIRM ALL DIMENSIONS, QUANTITIES AND LOCATIONS ON SITE PRIOR TO COMMENCEMENT OF ANY WORKS, FABRICATION OR ORDERING OF MATERIALS.
- ALL WELDS TO BE 6mm CONTINUOUS FILLET WELD FOR FULL CONTACT OF MEMBERS, CLASS GP U.N.O.
- ALL WELDS TO BE PAINTED AFTER FABRICATION. GRIND SMOOTH ALL WELDS, GRIND ALL CORNERS AND EDGES TO 2mm RADIUS.
- PAINTE ALL NON-GALVANISED STEELWORK.
- PAINTEING - CLASS 2.5 BLAST. PROVIDE A 200micron DFT COAT OF INTERNATIONAL PAINTS INTERZONE 954 AND A 75micron THICK COAT OF WHITE INTERGARD POLYURETHANE TOPCOAT.
- MAKE GOOD ANY DAMAGED AREAS OF CONCRETE MARGIN WITH N25 MASS CONCRETE. FINISH FLUSH WITH ADJACENT SURFACES.
- ALL CONCRETE TO BE GRADE N25, CONFORMING TO AS 3600 U.N.O.
- ALL STEELWORK TO CONFORM WITH AS 4100.
- ALL WELDS TO CONFORM WITH AS 1554.
- ALL WORKS TO BE IN ACCORDANCE WITH THE NORTHERN TERRITORY GOVERNMENT STANDARD SPECIFICATION FOR ROAD MAINTENANCE. A COPY SHALL BE KEPT ON SITE AT ALL TIMES.
- IF THERE ARE EXISTING SIGNS WHICH CONFLICT WITH THE NEW POSTS OR RAILS, RELOCATE TO THE DIRECTION OF THE SUPERINTENDENT.
- ACCURATELY LOCATE ALL SERVICES PRIOR TO ANY EXCAVATION OR WORKS COMMENCING.
- WHERE THE REMOVAL OF EXISTING KERB/ BEAM MAY IMPACT ON SURFACES OR OTHER ELEMENTS. RETAIN CONCRETE BEAM AND USE GUARDRAIL PEDESTAL POST.
- PREFABRICATED CONNECTOR TO BE HOT DIP GALVANISED TO AS 4680.

No.	DESCRIPTION	DATE	NAME	DEPT./COMPANY
6	MINOR CHANGES	JAN 2024	D.LLANO	DIPL
5	W BEAM CONNECTION DETAILS UPDATED	JUN 2020	S.SHI	EES
4	TERMINAL DETAILS UPDATED	JAN 2020	S.SHI	EES/DIPL
3	NOTES UPDATED	MAY 2019	S.SHI	EES/DIPL
2	END PLATE DETAILS ADDED	MAR 2019	S.JALIL	EES/DIPL
1	NOTES UPDATED	NOV 2017	J.LEESON	EES/DIPL
AMENDMENTS				

WARNING
BEWARE OF UNDERGROUND SERVICES.
THE LOCATIONS OF UNDERGROUND SERVICES ARE APPROXIMATE ONLY AND THEIR EXACT POSITION SHOULD BE PROVEN ON SITE. NO GUARANTEE IS GIVEN THAT ALL EXISTING SERVICES ARE SHOWN.

DRAWN J.LEESON	CHECKED S.HATZI
DATE JUNE 2017	DATE JUNE 2017
DESIGNED	CHECKED
DATE	DATE
DESIGN LEADER S.HATZI	DESIGN DIRECTOR S.JACKSON
DATE 1/09/2017	DATE 1/09/2017



STANDARD DRAWINGS SAFETY BARRIERS APPROACH GUARDRAILS WITH GATING TERMINALS (REPLACEMENT FOR BRIDGES WITH STEEL SKI JUMP RAILS AND POSTS)					
FILE No.	ASSET No.	SHEET No.	DRAWING No.	AMEND.	SHEET SIZE
-	-	1 OF 1	CS3203	6	A1