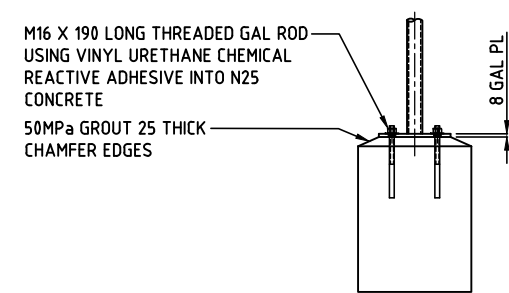
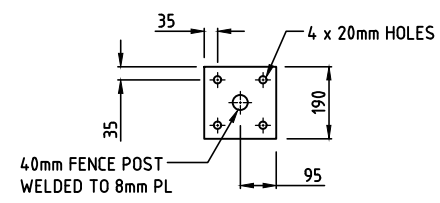


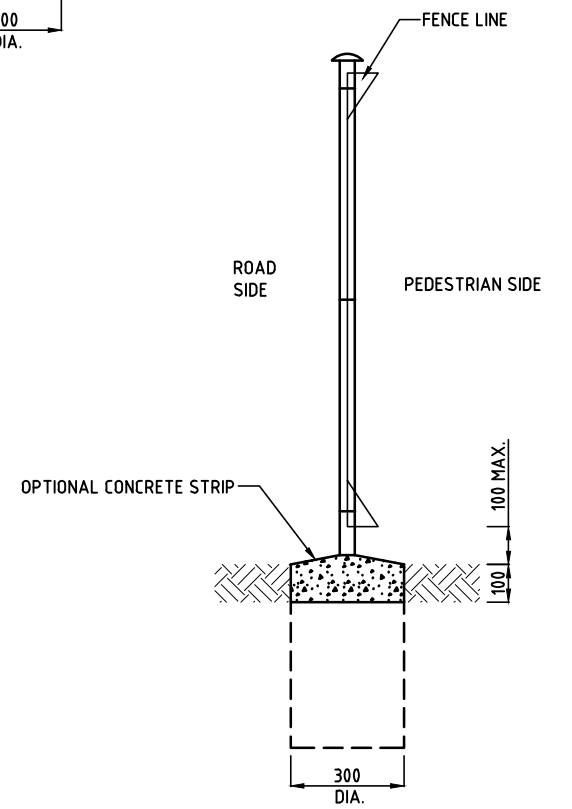
**PEDESTRIAN FENCE
SIDE ELEVATION**

NOTES:

1. WHERE SHORTER PANELS ARE REQUIRED, CUT PANELS ADJACENT TO VERTICAL WIRES.
2. FOOTING:
 - 2.1. CONCRETE STRENGTH GRADE N25.
 - 2.2. TROWEL TOP SURFACE SMOOTH WITH 10mm WEATHERING.
3. ERECT FENCE TO LINES SHOWN ON CONTRACT DRAWINGS.
4. ALL DIMENSIONS ARE IN MILLIMETRES UNLESS NOTED OTHERWISE



OPTIONAL FIXING METHOD



**SECTION A
NOT TO SCALE**

No.	DESCRIPTION	DATE	NAME	DEPT./COMPANY
0	ISSUED AS A STANDARD DRAWING	SEPT 2017	J.LEESON	EES/DIPL
AMENDMENTS				

WARNING
BEWARE OF UNDERGROUND SERVICES. THE LOCATIONS OF UNDERGROUND SERVICES ARE APPROXIMATE ONLY AND THEIR EXACT POSITION SHOULD BE PROVEN ON SITE. NO GUARANTEE IS GIVEN THAT ALL EXISTING SERVICES ARE SHOWN.

DRAWN J.LEESON	CHECKED S.HATZI
DATE MAY 2017	DATE MAY 2017
DESIGNED	CHECKED
DATE	DATE
DESIGN LEADER S.HATZI	DESIGN DIRECTOR S.JACKSON
DATE 1/09/2017	DATE 1/09/2017



STANDARD DRAWINGS KERBING, FENCING & LANDSCAPING				
PEDESTRIAN FENCE				
FILE No.	ASSET No.	SHEET No.	DRAWING No.	AMEND.
-	-	1 OF 1	CS3307	0
				SHEET SIZE A1