

# Guide - Direct access to specifications in Tender Documents Online (TDO)

To access the specifications, follow these steps:

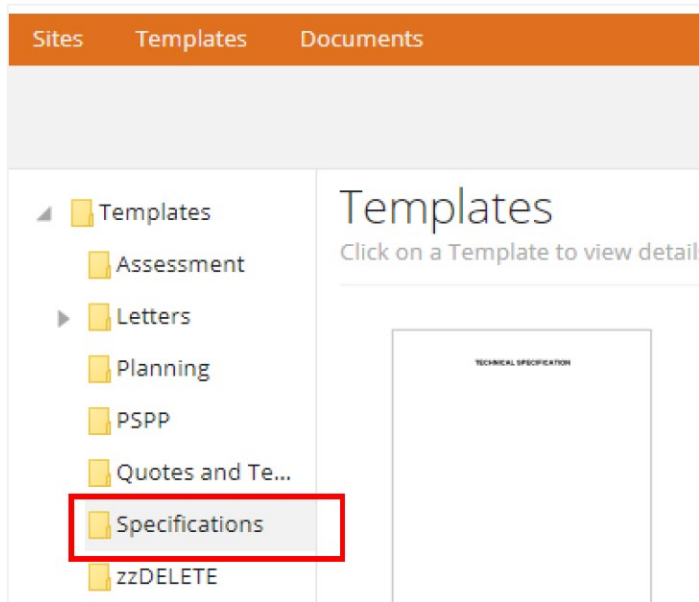
## Step 1. Open TDO

On your web browser, open <http://tdo.nt.gov.au/SiteSelect.aspx>.

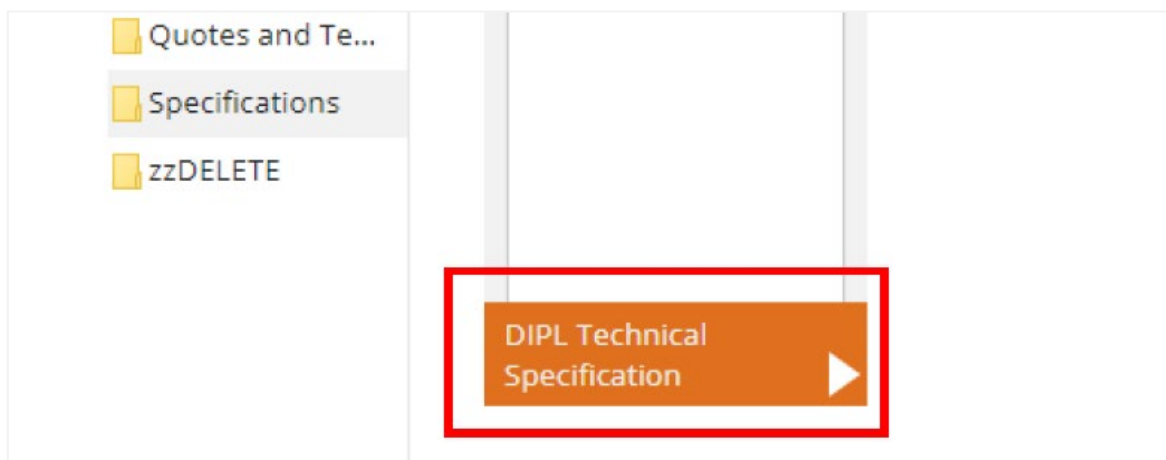
## Step 2. Select DIPL specifications

Select DIPL from the list.

On the left hand menu, select "Specifications".

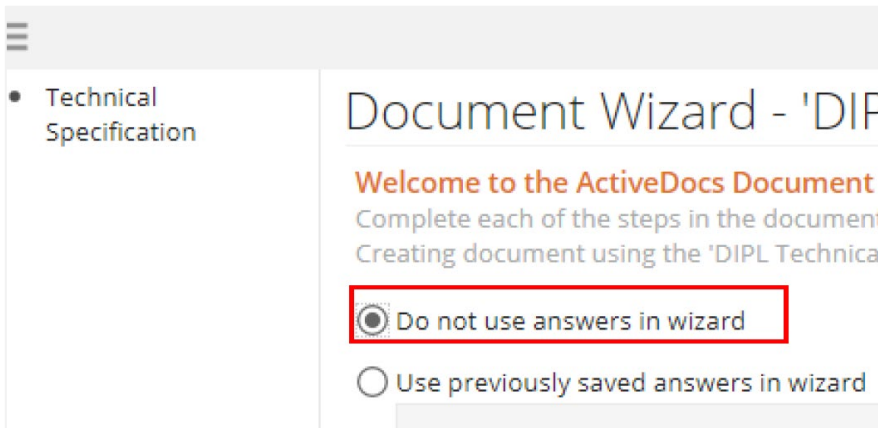


Click on the "DIPL Technical Specification" button.

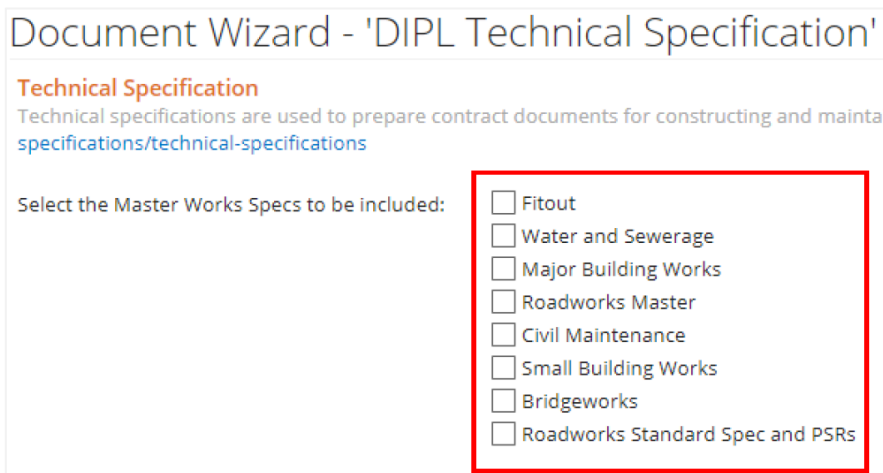


### Step 3. Get the latest versions

On the Document Wizard, select “Do not use answers in wizard” to ensure you get the most up to date versions of the specifications.



Select the template specifications sets you need. Click “Next”.



Select the work sections you need. Click “Next”.

Work your way through each template set if you need more than one set. Click “Finish”.

The selected specifications will be compiled and you can download the compilation.

### Warning

It is strongly discouraged to save these downloaded specifications on your computer for future use as templates.

Specifications are constantly updated.

**The single point of truth is TDO.**

Only save a downloaded specification in the project file for which it was created.